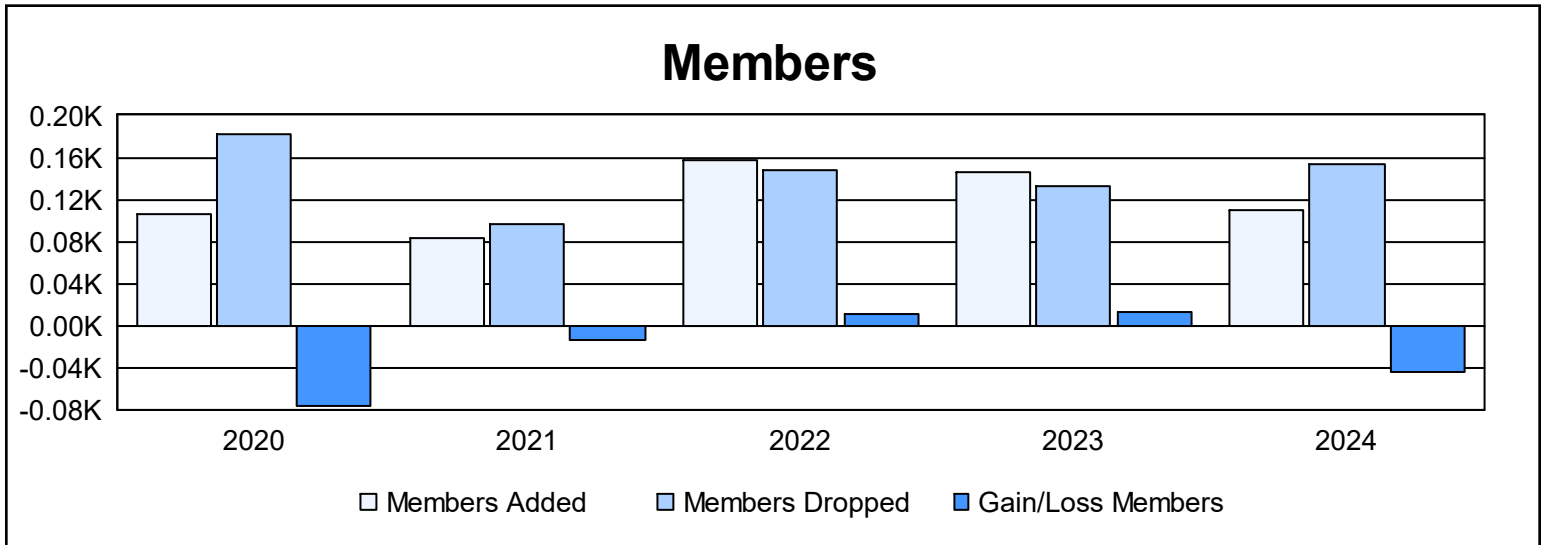
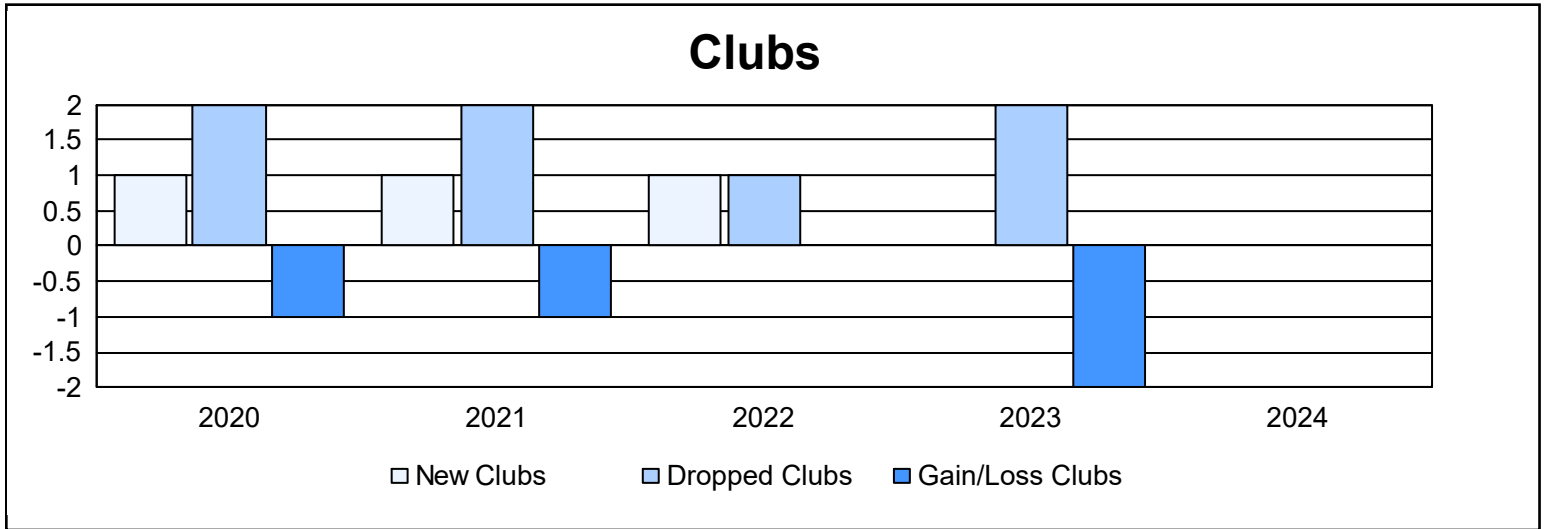
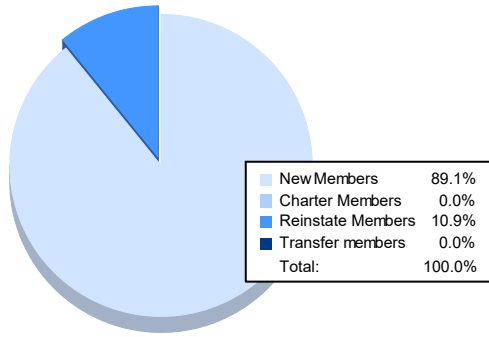


| Year | New Clubs | Dropped Clubs | Gain/ Loss Clubs | New Members | Charter Members | Reinstate Members | Transfer Members | Total Member Added | Total Members Dropped | Gain/ Loss Members |
|----------------|-----------|---------------|------------------|-------------|-----------------|-------------------|------------------|--------------------|-----------------------|--------------------|
| 2019-2020 | 1 | 2 | -1 | 66 | 24 | 2 | 13 | 105 | 181 | -76 |
| 2020-2021 | 1 | 2 | -1 | 51 | 29 | 2 | 1 | 83 | 97 | -14 |
| 2021-2022 | 1 | 1 | 0 | 114 | 37 | 3 | 3 | 157 | 147 | 10 |
| 2022-2023 | 0 | 2 | -2 | 135 | 0 | 5 | 6 | 146 | 133 | 13 |
| 2023-2024 | 0 | 0 | 0 | 98 | 0 | 12 | 0 | 110 | 154 | -44 |
| Average | 1 | 1 | -1 | 93 | 18 | 5 | 5 | 120 | 142 | -22 |



Membership Composition June 2024 Cumulative



Gender Composition June 2024 Cumulative

